

JUNG PUMPEN U3K SPEZIAL SUBMERSIBLE SUMP PUMPS

APPLICATION

Die U 3 K (S) is a special model made from high-quality resistant materials. This model is suitable for both stationary and portable use and is also able to handle aggressive media such as liquids containing salt, brackish water, condensate, silage liquor, whey and liquid fertilizer in the agricultural industry.

Contaminated water at high temperatures from dishwashers and washing machines (also high temperature) as well as condensate from condensing boilers can also be removed with the pump. For stationary operation the pump can also be combined with either the collecting tank supplied or with a large number of our chemical-resistant collecting tanks.

For other aggressive media we advise you to consult us. The difference in the characteristics of the various media does not make it possible for us to provide a guarantee.

This pump provides the same outstanding innovative technical features as the standard model. For stationary use in drains the guide rail system GR 32 also offers all the advantages of fast and easy maintenance. If the sump or tank runs dry temporarily, the pump can be vented by providing a drill-hole in the spiral housing.

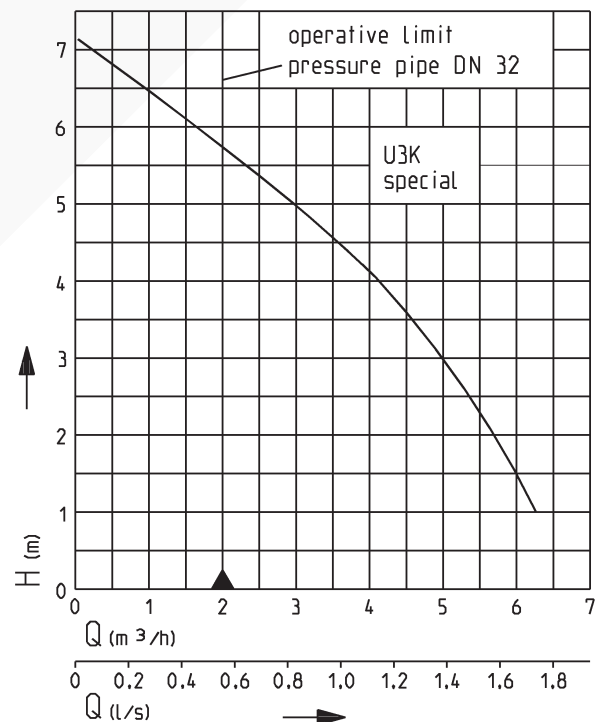
If centrifugal submersible pumps are used outdoors, only a pump with 10 m cable without extension cable may be used in accordance with VDE Regulation 0100.

- For saline solutions up to 10% salinity
- Continuous operation
- Low level pumping
- Flushing device
- Safe to run dry
- EIP technology
- Swing-type check valve for portable use
- SiC mechanical seal
- Moisture sealed cable inlet



U 3 KS spezial with built-in level control

PERFORMANCE



27945-01

We reserve the right to change specifications without notice

Pump performance is subject to ISO 9906 tolerances

The minimum flow velocity in the pressure piping must be 0.7 m/s according to EN 12056.

This data is represented in the performance curve as a limit of application.

JUNG PUMPEN U3K SPEZIAL

SUBMERSIBLE SUMP PUMPS

SUBMERSIBLE SUMP PUMPS

Type	Maximum Height x Width	Discharge branch	Free passage	Cable quality	Cable length	Weight approx.	Code No.
Pump without level control							
U3K spezial without bend	255 x 170 mm	1¼"	10 mm	H07RN-F-3G1.0	10 m	4.3 kg	JP09562
U3K spezial with bend	255 x 225 mm						
Pumps with built-in level control							
U3KS spezial (acc. to VDE, not two be used outdoors)	255 x 275 mm	1¼"	10 mm	H07RN-F-3G1.0	3 m	3.6 kg	JP09563
U3KS spezial	255 x 275 mm	1¼"	10 mm	H07RN-F-3G1,0	10 m	4,3 kg	JP45195

PERFORMANCE

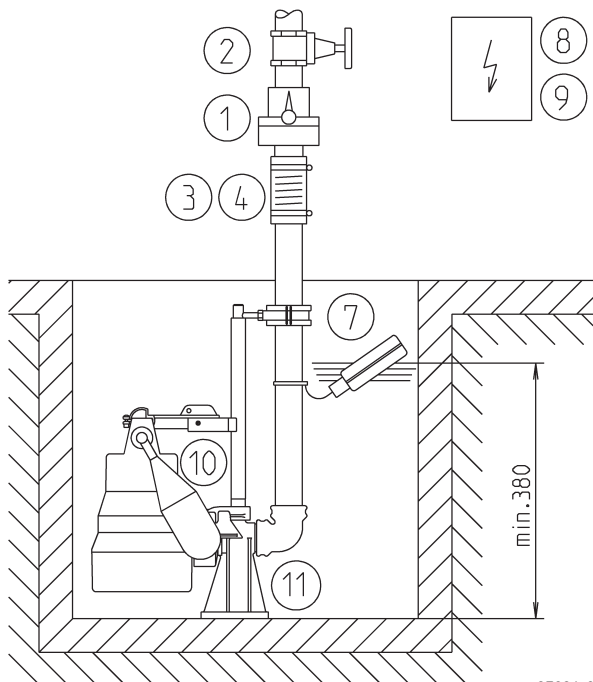
Type	Delivery head H [m]	1	2	3	4	5	6
U3K spezial	Flow rate Q [m³/h]	6.5	5.5	5.0	4.0	3.0	1.5

ELECTRICAL DATA

Type	Type of current	Voltage	Motor rating kW		RPM	Current	Motor protection	Plug
		Volt	P ₁	P ₂	min ⁻¹	Ampere		
U3K spezial	W-Current	1/N/PE~230	0.32	0.20	2720	1.4	integrated	Safety-

Example of single pump installation with GR

Single unit with built-in level control
 Sump area with GR 32 min. 40 x 50 cm
 Sump area without GR min. 40 x 40 cm (without illustr.)

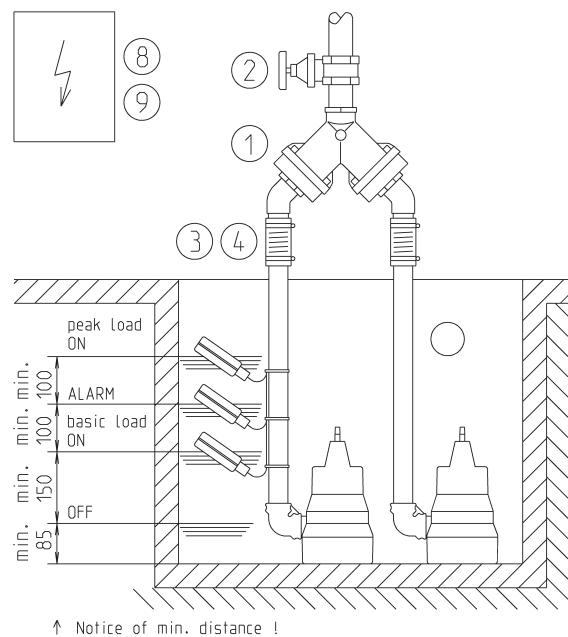


27826-02

In case of installation beneath the backpressure level the pressure tube must be taken in a loop over the local backup level acc. to EN 12056. Besides, it must be secured with an EN 12050-4-proofed swing-type check valve. Additionally we recommend an alarm system.

Example of duplex pump installation

Duplex unit with control unit
 Sump area with GR 32 min. 50 x 50 cm (without illustr.)
 Sump area without GR min. 50 x 50 cm
 (Suspend control unit in a dry room.)



↑ Notice of min. distance !

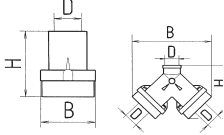
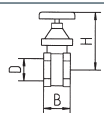
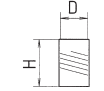



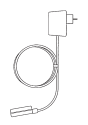
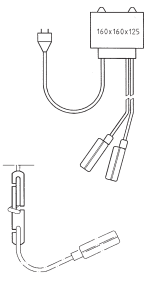

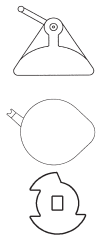

27827-01

In accordance with DIN EN 12056-4 section 5.1, it has a built-in automatic spare pump or a double attachment included, which ensures that sewage drainage is not interrupted.

JUNG PUMPEN U3K SPEZIAL

SUBMERSIBLE SUMP PUMPS

ACCESSORIES

		Code No.	U3K spezial	U3KS spezial
	1 Swing-type check valve 1¼" (DN 32), PN 4 DIN EN 12050-4	H 90 W 90 D 1¼"	•	•
	DoppelSwing-type check valve 1½" (DN 40), PN 4 for duplex pump station DIN EN 12050-4	200 280 1½"	•	
	2 Ball valve 1¼" (DN 32), PVC	110 max. 60 1¼"	•	•
	Stop valve 1½" (DN 40), PN 16	125 max. 60 1½"	•	
	3 Elastic connection 1¼" (DN 32), PN 3	H D 100 42	•	•
	4 Hose band clamp 1¼"		•	•
	5 Hose coupling 1¼" (DN 32) brass, for portable use		•	•
	Hose connection 1¼" – 38/32/25		•	•
	6 Hose set, 15 m PVC hose c/w elbow		•	•
	7 Alarm unit AG3 with submersible ball contact switch, separate, mains-dependent, with potential free contact and 3 m cable			•
	Alarm unit AG10 ditto, with 9.5 m cable			•
	Alarm unit washing machine stop AW3 for with submersible ball contact switch with 3 m cable, separate, mainsdependent		•	•
	8 Separate level controls for single unit (see level controls for description)			
	NE 1 with sub. ball contact switch 3.0 m		•	
	NE 2 with sub. ball contact switch 9.5 m		•	
	NE 1A with sub. ball contact switch 3.0 m and alarm system		•	
	NE 2A with sub. ball contact switch 9.5 m and alarm system		•	
	Counterweight (1 piece)		•	
	Duplex control unit			
BD 00E		•		
Subm. switch pack B with 3 subm. ball contact switches with 9,5 m cable and fixing device		•		
Subm. switch pack BmG with 3 subm. ball contact switches with 9.5 m cable and counterweight		•		
	9 Rechargeable battery for off the line operation of the alarm system		•	•
	10 Special float assembly for low switching points Switching height without GR ON 105 mm, OFF 45 mm; switching height with GR 32 ON 135 mm, OFF 75 mm			•
	Special float assembly for narrow chambers (size of chamber min. 30x30 cm). Switching height without GR ON 240 mm, OFF 120 m			•
	Float fixation for continuous pump operation			•
	11 Guide rail system GR 32		•	•
	Support for guide rail extension ex 2 m sump depth per m 1 piece		•	•

JUNG PUMPEN U3K SPEZIAL

SUBMERSIBLE SUMP PUMPS

TECHNICAL DATA

Pump

Vertical, single-stage, submersible shaft encapsulated, foot strainer with 10 mm free passage – detachable for activating low level pumping, volute casing with 1 1/4" (male) radial pressure branch and integrated swing-type check valve, spiral casing with flushing device for drain cleaning, EIP technology hydraulics with open 5-blade impeller.

Bearings

Common shaft for pump and motor, mounted in ball bearings and permanently grease lubricated.

Seal

Silicon carbide mechanical shaft seal, oil chamber and shaft seal ring towards the motor section, safe to run dry.

Motor

Submersible motor, type of enclosure IP 68, insulation class B, motor thermostat for emergency switch-off on overheating with automatic switch-on after sufficient cooling, switched on via plug or automatic switching, moisture sealed cable inlet for protecting the pump in the event of damage to the cable, continuous operation when not submerged on account of its motor jacket cooling.

Material

Motor housing, shaft and screws in stainless steel, volute casing, impeller and control head in plastic (GRP), rubber insulated sewage resistant flexible cable.

Installation

Install pump vertically (hose connection possible); if installed permanently, provide detachable connection, e.g. the uncomplicated and easy to maintain guide rail system GR 32.

Scope of supply

Pump ready for connection acc. to EN 12050 with 90°, 1 1/4" female connection elbow, cable and plug, S model with automatic level float switch.

